

Proline 1.5 Inch Foot Valve



Proline's foot valves are made of steel and aluminum and are designed to

provide years of trouble-free service.

For the Proline HP100 pump.

Stop by our retail store location for a discount!

Proline 14 Inch Black Gold Pan



Proline's Professional Series gold pan is, without a doubt, one of the most popular gold pans ever produced. These pans incorporate the best features required in an effective and user friendly design.

Large big bottom for doing a proper inspection at the end.

Made in the USA.

Stop by our retail store location for a discount!

Proline 17 Inch Black Gold Pan



Proline's Professional Series gold pan is, without a doubt, one of the most popular gold pans ever produced. These pans incorporate the best features required in an effective and user friendly design.


Great for having a second larger pan to pan into, so you do not loose any gold.

Large big bottom for doing a proper inspection at the end.

Made in the USA.

Stop by our retail store location for a discount!


[Proline 2 Inch Combo Float Kit](#)



THIS PRODUCT IS AVAILABLE FOR LOCAL PICKUP ONLY! For Exceptions, Please Call Us.

A Proline float kits allow you to work in deeper water with the advantages of a conventional dredge. This is Proline's floatation kit that is available for the 2" dredge/highbanker combo.

Proline 2 Inch Dredge With GXH50 And HP100 Pump (*Local Pickup Only)



THIS PRODUCT IS AVAILABLE FOR LOCAL PICKUP ONLY! For Exceptions, Please Call Us.

The Proline 2" gold dredge has seen many improvements, resulting in a smaller and more portable unit, with increased power and features normally found only on larger dredges. It is powered by our Honda GXH50/HP100 pump package, which produces well over 100 gallons per minute, with twice the pressure of our previous pumps.

Proline 2 Inch Foot Valve




Proline's foot valves are made of steel and aluminum and are designed to

provide years of trouble-free service.

For the Proline HP200 pump.

Stop by our retail store location for a discount!

[Proline 2 Inch Highbanker-Dredge With GXH50 And HP100 Pump \(*Local Pickup Only\)](#)



THIS PRODUCT IS AVAILABLE FOR LOCAL PICKUP ONLY! For Exceptions, Please Call Us.

Beginners love the 2" machines because they are small, lightweight and very affordable. The Proline 2" combo offers the versatility of being operated as either a 2" gold dredge or a small highbanker which can be fed continuously with a small shovel.

[Proline 2 Inch Straight Tip Dredge Nozzle](#)



Proline's 2 inch straight tips are made of thin walled carbon steel. They feature a reduced inlet to keep the dredge hose from plugging up. Stop by our retail store location for a discount!


[Proline 2 Inch Swivel Tip Dredge Nozzle](#)



Proline 2 inch swivel tips set the standard for design and construction. The tip smoothly rotates 360 degrees and is equipped with a large handle.

Stop by our retail store location for a discount!

Proline 2.5 Inch Combo Float Kit **(*Local Pickup Only)**



A Proline float kits allow you to work in deeper water with the advantages of a conventional dredge. This is Proline's floatation kit that is available for the 2.5" dredge/highbanker combo.

THIS PRODUCT IS AVAILABLE FOR LOCAL PICKUP ONLY! For Exceptions, Please Call Us.

[Proline 2.5 Inch Foot Valve](#)



Proline's foot valves are made of steel and aluminum and are designed to provide years of trouble-free service.

For the Proline HP300 and HP350 pumps.

Stop by our retail store location for a discount!

[Proline 2.5 Inch Highbanker-Dredge With GX120 And HP200 Pump \(*Local Pickup Only\)](#)




THIS PRODUCT IS AVAILABLE FOR LOCAL PICKUP ONLY! For Exceptions, Please Call Us.

The Proline 2.5" combo has become very well accepted with many prospectors who feel it's the perfect size dual-purpose machine. When this unit is being operated as a gold dredge, it's capable of processing in excess of five cubic yards of material per hour. It's also the smallest combo that can handle a continuous feed with a standard size shovel, making it the perfect size for one or two people.

NOTE: Color of hopper will randomly be blue, green, or red.

[Proline 2.5 Inch Straight Tip Dredge Nozzle](#)



Proline's 2.5 inch straight tips are made of thin walled carbon steel. They feature a reduced inlet to keep the dredge hose from plugging up. Stop by our retail store location for a discount!


[Proline 2.5 Inch Swivel Tip Dredge Nozzle](#)



Proline 2.5 inch swivel tips set the standard for design and construction. The tip smoothly rotates 360 degrees and is equipped with a large handle.

Stop by our retail store location for a discount!


Proline 3 Inch Combo Float Kit (*Local Pickup Only)



A Proline float kits allow you to work in deeper water with the advantages of a conventional dredge. This is Proline's floatation kit that is available for the 3" dredge/highbanker combo.

THIS PRODUCT IS AVAILABLE FOR LOCAL PICKUP ONLY! For Exceptions, Please Call Us.

Proline 3 Inch Dredge With GX160 And HP300 Pump (*Local Pickup Only)



Does NOT Include The Compressor In The Picture!

THIS PRODUCT IS AVAILABLE FOR LOCAL PICKUP ONLY! For Exceptions, Please Call Us.

Years Of Trouble-Free Service With Unmatched Performance

When Proline Mining originally designed the Proline 3" gold dredge, they set out to build a machine that they felt addressed most of the problems associated with this gold dredge size.

[Proline 3 Inch Foot Valve](#)




Proline's foot valves are made of steel and aluminum and are designed to provide years of trouble-free service.

For the Proline HP400 and HP500 pumps.

Stop by our retail store location for a discount!

[Proline 3 Inch Highbanker-Dredge With GX160 And HP300 Pump \(*Local Pickup Only\)](#)



THIS PRODUCT IS AVAILABLE FOR LOCAL PICKUP ONLY! For Exceptions, Please Call Us.

Of all the portable dual-purpose machines available today the Proline 3" combo is by far the most capable of putting in a full day's work. It is equipped with a large reinforced hopper for increased capacity.


Proline 3 Inch Power Jet



No one makes power jets like Proline. Rather than using a steel casting, we use a more efficient machine formed inductor. The result is a lighter power jet with better vacuum and easier priming.


Stop by our retail store location for a discount!

Proline 3 Inch Straight Tip Dredge Nozzle



Proline's 3 inch straight tips are made of thin walled carbon steel. They feature a reduced inlet to keep the dredge hose from plugging up. Stop by our retail store location for a discount!


Proline 3 Inch Swivel Tip Dredge Nozzle



Proline 3 inch swivel tips set the standard for design and construction. The tip smoothly rotates 360 degrees and is equipped with a large handle.

Stop by our retail store location for a discount!

Proline 3 Panel Silicone Face Mask With Purge Valve



Adjustable to fit most adults


Nose purge valve

Three directional viewing area

Adjustable head band

Stop by our retail store location for a discount!

Proline 4 Inch Dredge With GX200 And HP400 Pump With T-80 (*Local Pickup Only)




Proline Mining Equipment, Inc.

THIS PRODUCT IS AVAILABLE FOR LOCAL PICKUP ONLY! For Exceptions, Please Call Us.

The light weight, portability and affordability of Proline's 4" gold dredge makes it appealing to both the weekend prospector and the serious dredger alike. Small enough to slide into a pickup, light enough to be packed into remote areas, the 4" makes an excellent one man gold dredge.

[Proline 4 Inch Swivel Tip Dredge Nozzle](#)



Proline 4 inch swivel tips set the standard for design and construction. The tip smoothly rotates 360 degrees and is equipped with a large handle.

Stop by our retail store location for a discount!