




Please Click On Product Title To Go To The Product Page To Purchase

Proline 6 Inch Dredge With Twin GX270 And HP500 Pumps (*Local Pickup Only)



The Proline 6" gold dredge was designed to be strong, powerful and efficient. It looks quite similar to the 5" twin. The

pontoons are larger to support the additional weight and performance of the larger unit. We use thicker plastic to ensure years of service. The framework bolts together just like the 5" but it is a more robust design.

The 6" is powered by two Honda GX270 engines and Proline's powerful HP500 pump(s) for excellent suction power and minimum fuel consumption. This unit is capable of operating at considerable depths. We stock it with the PCA10 high pressure diving air compressor for deep diving.

This is also the only 6" gold dredge on the market which has 25 feet of dredge hose as a standard length. Longer hose can be supplied if needed. This unit operates well in rugged conditions and can handle moderately swift water if secured properly. The engines can be mounted on the gold dredge frame in several locations to compensate for varying dredging and water conditions. For instance, if the gold dredge is initially set up in a stream bed with very little water running over the gravel, the dredge hose may be supported on the river bottom. After the gold dredge has been in operation for some time, the dredging hose will eventually be unsupported and the weight of the hose and the dredged material can make the machine front heavy. Moving the engines rearward can greatly help to maintain stability.

This dredge offers excellent gold recovery just like our other products, and cleanup is quick and easy for a minimum of down time. This dredge has earned a solid reputation for performance and dependability. These commercial quality machines are currently being operated with great results in North America, South America, Africa, and throughout the Pacific.

SPECIFICATIONS

Engine: (2ea.) Honda GX270's

Pump: (2ea.) HP500's

Sluice Box: 22" x 72"

Dredge Hose: 6" x 25 ft.
High Pressure Hose: (2ea.) 2" x 90"
Intake Hose: (2ea.) 3" x 48"
Flotation: 4 polyethylene floats 16" X 62" X 100"
Air Compressor: PCA10
Weight: 500 lbs

Price: \$14,960.00

SKU: 7484

Categories: [Dredges](#)





Tags: [Floating Gold Dredge](#), [Gold Dredge](#), [Gold Prospecting Supplies](#)

Product Short Description :

**THIS PRODUCT IS AVAILABLE FOR LOCAL PICKUP ONLY!
For Exceptions, Please Call Us.**

The Proline 6" gold dredge is one of our personal favorites. It is relatively lightweight and can be transported and assembled with little more effort than that required for a 5" dredge, yet, it is capable of processing several times more material than those smaller dredges. The 6" gold dredge is ideally suited for use as an exploration and sampling unit for larger mining projects and is also capable of being the primary source of gold recovery in smaller operations. In our opinion, the 6" is the largest gold dredge that can be effectively operated by one man, however, a two-man team would allow the gold dredge to be used to its fullest potential.

Product Gallery:



Customer Service Is Our Top Priority!